

Student Success Report Card

Student Success Committee
Meeting Monday, August 19, 2024
at 5:30 p.m.

Student Success Report Card

The student success report card for Laredo College is an accountability tool that measures and communicates the performance and progress of students within the institution. The report card includes metrics such as:



- 15 SCH Dual Credit
- Transfer with 15 SCH
- Institutional Credential leading to Licensure
- Occupational Skills Award
- Occupational Skills Award: High-Demand Field
- Certificate
- Certificate: High-Demand Field
- Associate Degree
- Associate Degree: High-Demand Field
- Bachelor's Degree
- Bachelor's Degree: High-Demand Field
- CoV Premium: Certificate
- CoV Premium: Associate

Quick Glossary of Terms

Credential of Value (COV) premium - the maximum time periods for a graduate to have a positive projected return on investment (ROI).

Occupational Skills Award - A credit program of 9 to 14 SCH or a workforce continuing education program of 144 to 359 contact hours

Institutional Credentials Leading to Licensure or Certification (ICLC) - A credential awarded by an institution upon a student's completion of a course or series of courses that represent the achievement of identifiable skill proficiency and leading to licensure or certification.

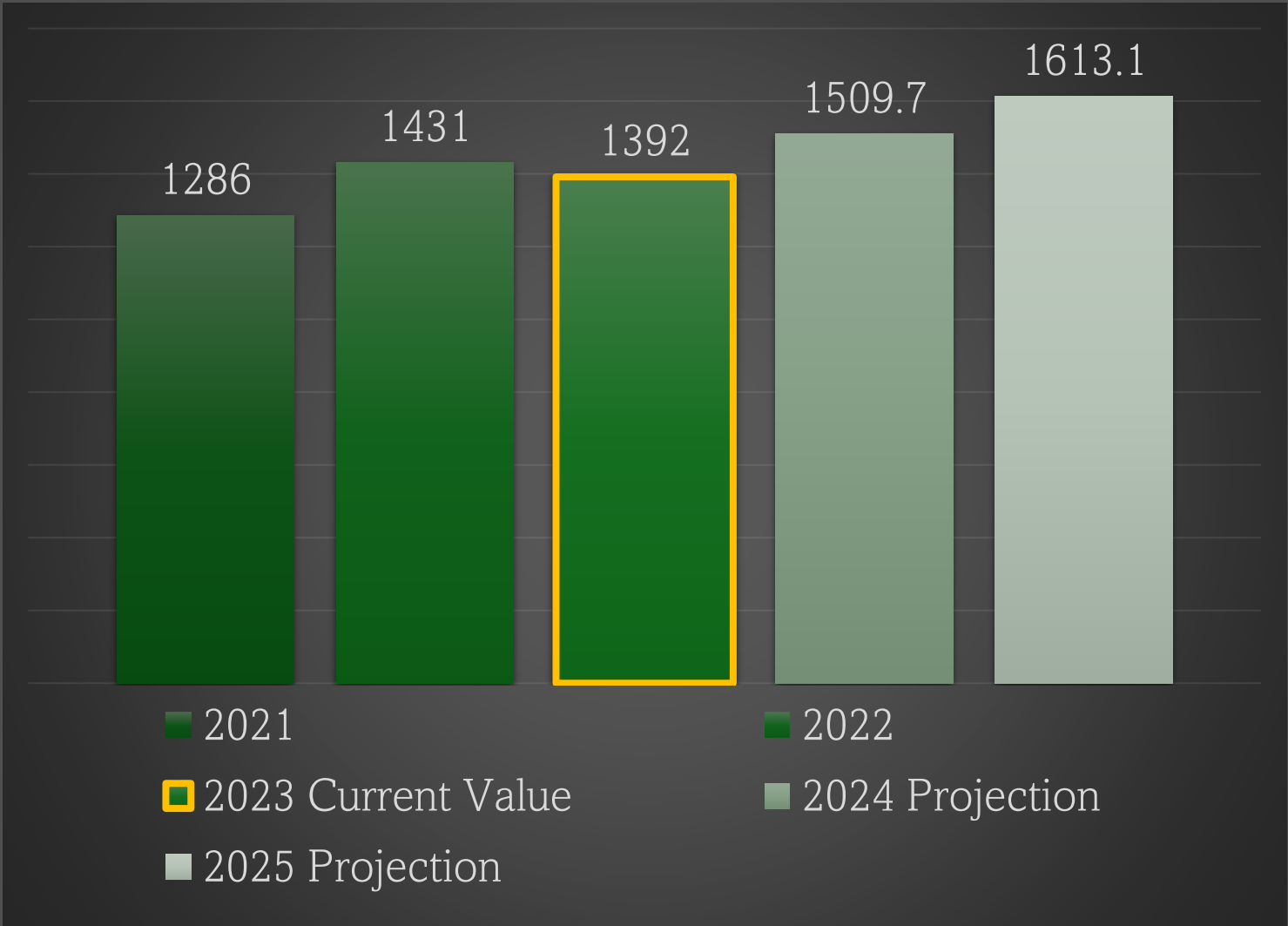
High-Demand Fields - A field in which an institution awards a credential that provides a graduate with specific skills and knowledge required for the graduate to be successful in a high-demand occupation. Pertains to credentials that receive additional funding based on the exceptional value of their academic fields, in the state or regional workforce.

Peer Group – Large Colleges-Enrollment

Institution	2021	2022	2023
Blinn College District	17,077	17,554	18,301
Tyler Junior College	11,898	11,878	11,956
Laredo College	9,968	9,293	10,166
Del Mar College	10,395	9,725	9,720
Amarillo College	9,140	8,930	9,170
South Plains College	8,925	8,552	8,864
North Central Texas College	7,574	7,303	7,543
Navarro College	6,456	6,187	6,421
Central Texas College	6,641	6,681	6,379

Key Performance Indicator	2021	2022	2023 Current Value	3-Year Average	Rank Among 50 Colleges (Current Value)	Rank Among Large Colleges (Current Value)	2024 Projection	2025 Projection
15 SCH Dual Credit	1286	1431	1392	1370	<div><div></div></div> 11	<div><div></div></div> 1	1509.7	1613.1
Transfer with 15 SCH	897	1083	1074	1018	<div><div></div></div> 12	<div><div></div></div> 2	1167.6	1238.6
Institutional Credential leading to Licensure	170	343	399	304	<div><div></div></div> 8	<div><div></div></div> 3	438.9	482.8
Occupational Skills Award	279	344	245	289	<div><div></div></div> 11	<div><div></div></div> 1	250.4	237.9
Occupational Skills Award: High-Demand Field	279	344	175	266	<div><div></div></div> 10	<div><div></div></div> 1	232.6	220.9
Certificate	467	801	732	667	<div><div></div></div> 15	<div><div></div></div> 4	695.4	660.6
Certificate: High-Demand Field	226	411	422	353	<div><div></div></div> 13	<div><div></div></div> 2	391.5	371.9
Associate Degree	1127	1238	1118	1161	<div><div></div></div> 17	<div><div></div></div> 5	1229.8	1284.1
Associate Degree: High- Demand Field	127	117	152	132	<div><div></div></div> 30	<div><div></div></div> 9	151.1	157.7
Bachelor's Degree	9	12	63	28	<div><div></div></div> 7	<div><div></div></div> 1	59.9	65.8
Bachelor's Degree: High- Demand Field	9	12	17	13	<div><div></div></div> 13	<div><div></div></div> 2	48.9	53.8
CoV Premium: Certificate	12	22	11	15	<div><div></div></div> 37	<div><div></div></div> 9	12.1	13.3
CoV Premium: Associate	25	47	29	34	<div><div></div></div> 36	<div><div></div></div> 9	31.9	35.1

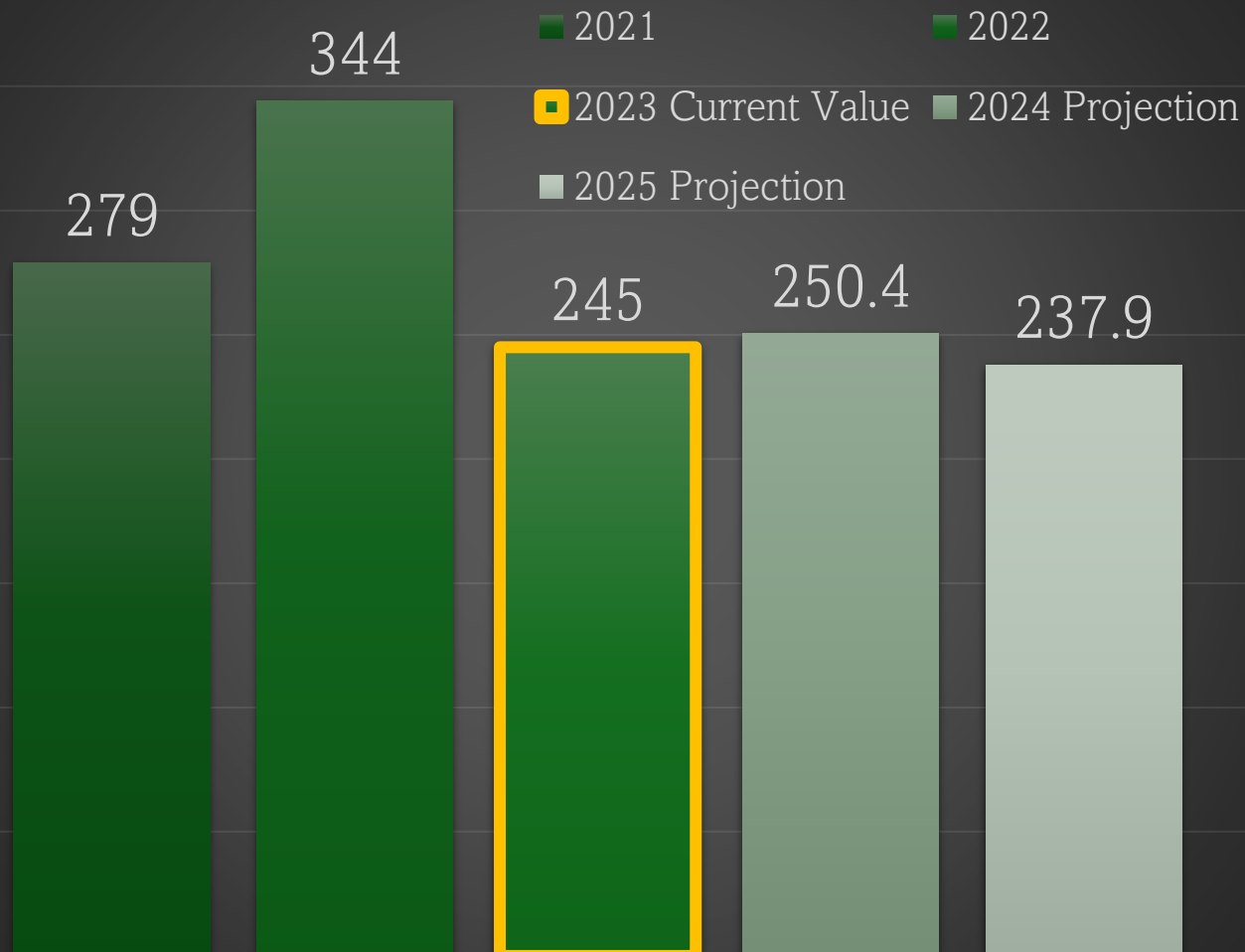
Number of Dual Credit Students Completing 15 Semester Credit Hours



3-Year Average	Rank Among 50 Colleges (Current Value)	Rank Among Large Colleges (Current Value)
1370	11	1

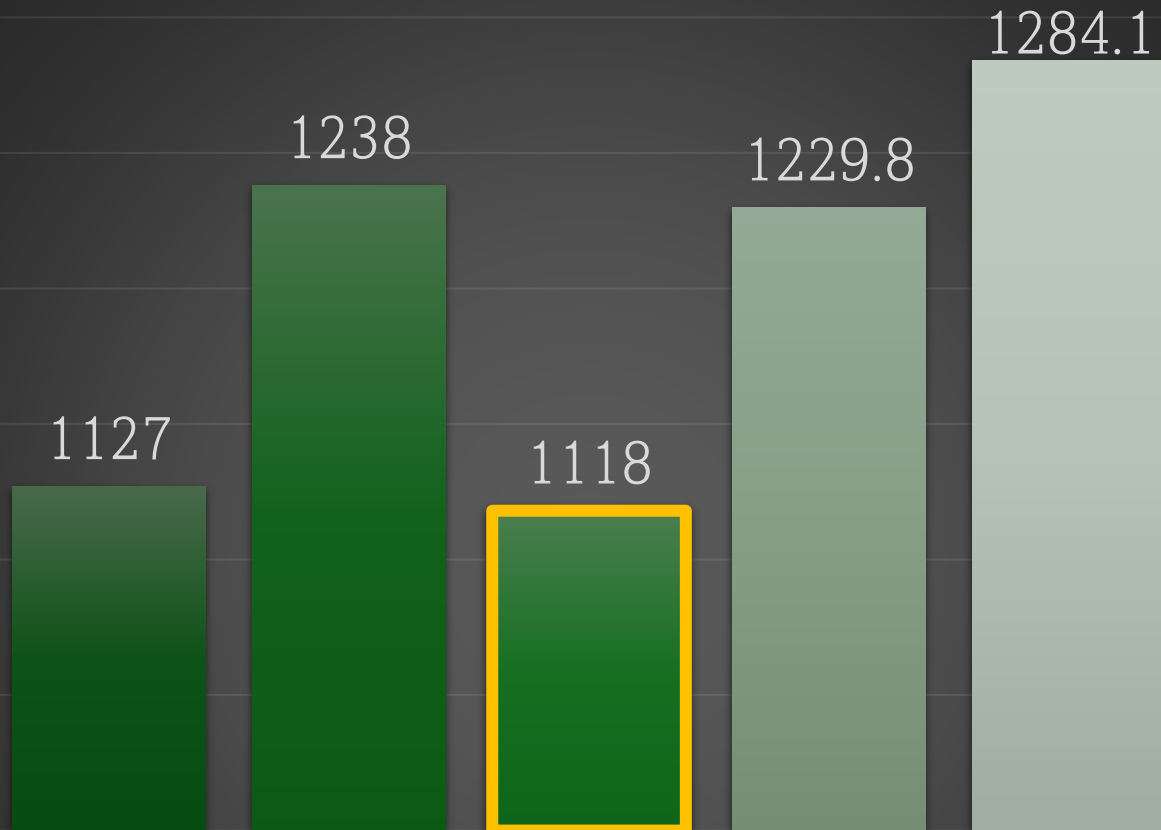


Number of Students Earning Occupational Skills Award



3-Year Average	Rank Among 50 Colleges (Current Value)	Rank Among Large Colleges (Current Value)
289	11	1

Number of Students Earning Associate Degrees



■ 2021
■ 2022
■ 2023 Current Value
■ 2024 Projection
■ 2025 Projection

3-Year Average	Rank Among 50 Colleges (Current Value)	Rank Among Large Colleges (Current Value)
1161	17	5



Impact on Laredo College

% Difference	Rank Among 50 Colleges
98%	2

